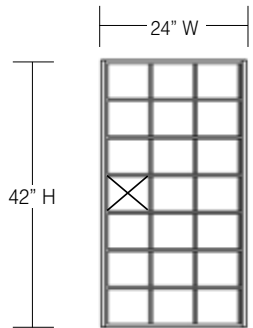
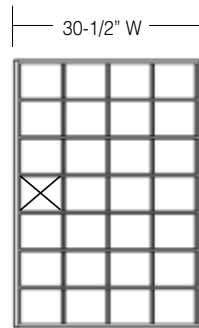


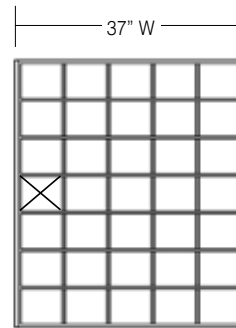
## 7 DOOR HIGH UNITS - STANDARD UNITS (8" DEEP)



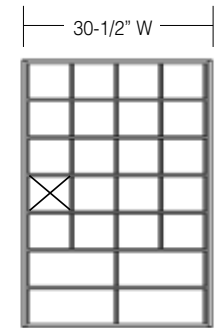
19178-21



19178-28

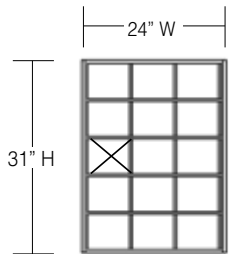


19178-35

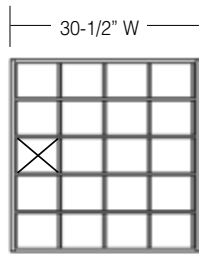


19178-24

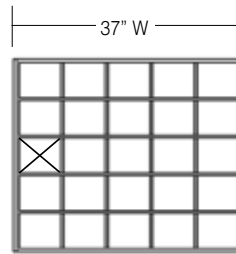
## 5 DOOR HIGH UNITS - STANDARD UNITS (8" DEEP)



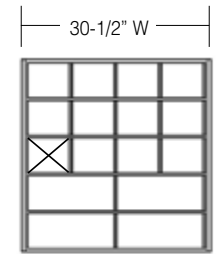
19158-15



19158-20



19158-25



19158-16

### Cell Phone Lockers with Front Access Panel



Front access panel swings on a continuous hinge. One compartment opening is required for a panel lock (included) and cannot be used for cell phone storage. For multiple unit installations, all panel locks are keyed alike.

### Available in Surface and Recessed Mounted Units

Note: Recessed mounted cell phone lockers are 1-1/4" less than the unit width and 1-1/4" less than the unit height. Rough opening for recessed mounted cell phone lockers is 2-1/4" less than the unit's width, 2-1/4" less than the unit's height and equal to the unit's depth.

### Available with Master Keyed Locks and Resettable Combination Locks



Master keyed locks can be accessed with a master control key.



Resettable combination locks can be set to a fixed combination or a combination that can be reset after each use and can be accessed with a master control key.

### Available with "A" Doors and "B" Doors



"A" door



"B" door