

Custom Designer Lockers



CUSTOM DESIGNER WOOD LOCKERS

Constructed of industrial grade particleboard and covered with durable high pressure laminate, Salsbury 3000C series custom designer lockers are ideal for settings where a professional environment is desired. Available in sizes ranging from one to seven (7) tiers, custom designer lockers can be ordered in any combination of five (5) heights (36", 48", 60", 72" and 84"), five (5) widths (12", 15", 18", 21" and 24") and five (5) depths (12", 15", 18", 21" and 24"). Custom designer lockers are also available in six (6) standard designer colors (gray, blue, black, maple, cherry and mahogany). A wide variety of custom plastic laminate colors are available as an option upon request on a minimum order of fifteen (15) frames - visit www.lockers.com/customdesignerlockers for color chart. Custom designer lockers are modular allowing for a mixture of configurations. Optional matching laminated sloping hoods and side panels easily attach to custom designer lockers and provide a finished look to an individual locker or a row of lockers. Custom designer lockers include a 4" high black base. All locker doors are 3/4" deep and include a black name / number plate (custom engraving #33360 is available as an option upon request). All locker doors also include heavy duty concealed hinges and a lift up handle and recessed hasp for added security – see lock options below. Custom designer lockers are available as fully assembled units only and require minor assembly. To obtain a price quotation, follow the 5 easy steps on the next page.

SLOPING HOOD (#33351C)

Prevents items from being stored on top of locker.

SIDE PANEL (#33333C)

- Without sloping hoods (#33334C)
- With sloping hoods

Easily attaches to designer lockers and provides a finished look.

VISIBILITY WINDOW (#33312)

Polycarbonate window to view locker contents.

LOCKER WITHOUT DOOR(S) (#33313)

Easy access to store and view belongings.

LIFT UP HANDLE & RECESSED HASP (STANDARD)

Provides added security while maintaining ease-of-use.

CUSTOM ENGRAVED NAME / NUMBER PLATE (#33360)

Clearly identifies locker compartment.

DOUBLE END SIDE PANEL

(#33333DE-C) - Without sloping hoods
(#33334DE-C) - With sloping hoods

Easily attaches to a double row of designer lockers and provides a finished look (not shown).

LOCKABLE INTERIOR COMPARTMENT (#33317)

Added protection for valuable items.

CONCEALED HINGES (STANDARD)

Heavy duty construction provides added strength.

COAT ROD (#33318)

Provides convenient storage of garments (not shown).

VENTILATION GRILL (#33314)


Improves air flow throughout the locker compartment.

CUSTOM LOCK INSTALLATION (#33393)

Note: Cylinders provided by owner.

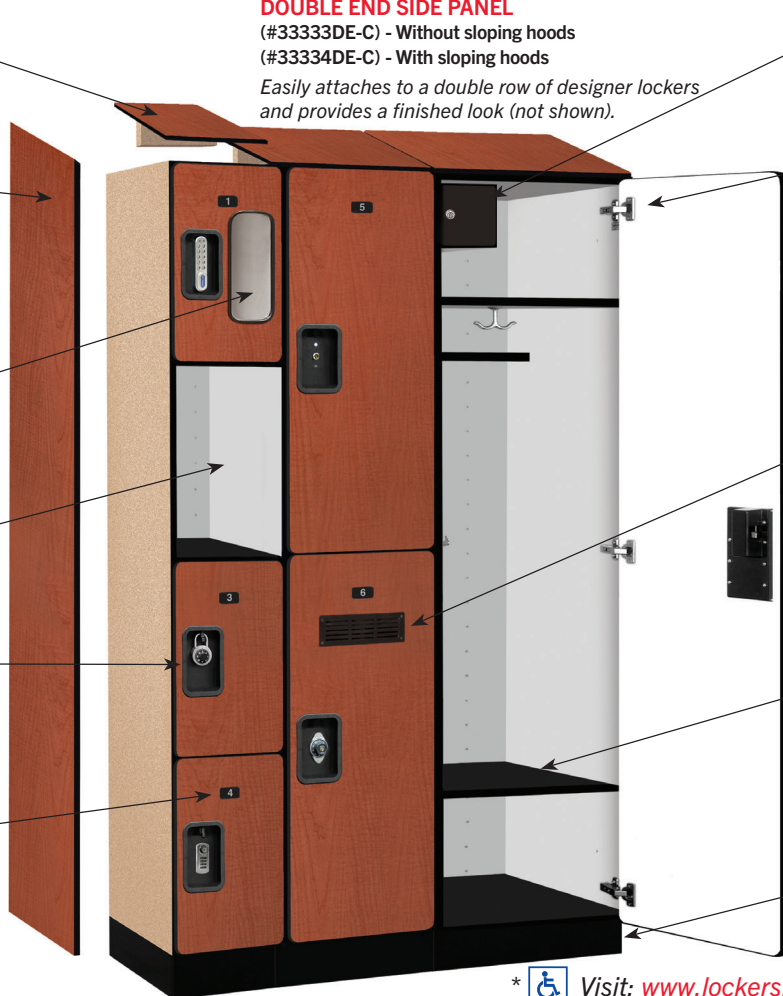
ADDITIONAL SHELF (#33398C)

Full-depth, black laminated shelf neatly organizes locker contents.

*  For ADA Compliance Guidelines (see below)

LOCKER BASE (STANDARD)

4" high black base.



*  Visit: www.lockers.com/ADA-Designer-Wood-Lockers

LOCKS / NUMBER PLATES



#33310
Built-in combination lock



#33315
Built-in key lock with (2) keys



#33315-ADA
ADA compliant lock with (2) keys and (2) ADA head keys



#33320
Combination padlock



#33325
Key padlock with (2) keys



#33390
Electronic lock (silver or black finish)

Electronic locks are programmable for a fixed combination or a combination that can be reset after each use.



#33395
Resettable combination lock (silver or black finish)

Resettable combination locks can be set to a fixed combination or a combination that can be reset after each use.



#33393
Custom lock installation note: lock provided by owner



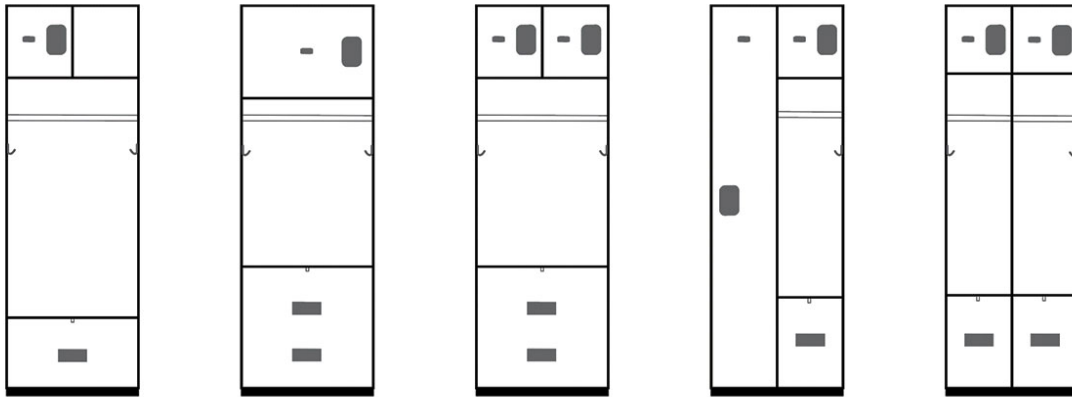
#33360
Custom engraved number plates

CREATE YOUR CUSTOM OPEN ACCESS DESIGNER LOCKER or CUSTOM DESIGNER GEAR LOCKER IN 5 EASY STEPS!

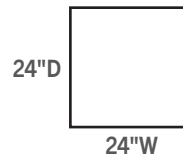
(Note: Minimum order of ten (10) frames)

STEP 1: Specify # of Tiers

(Locker frames shown without front door(s) - interior compartments can be customized upon request)



STEP 2: Specify Depth




Please note that all units come standard 24" wide and 72" high with a 4" high base.

STEP 3: Specify Standard or Custom Color

STANDARD COLORS – IN STOCK (Allow 1-2 weeks for delivery)



CUSTOM COLORS – 25% UPCHARGE (Minimum ten (10) frames – Allow 4-6 weeks for delivery)



For all custom colors available, visit www.lockers.com/customdesignerlockers

STEP 4: Specify Options

- Sloping hoods
- Side panels
- Ventilation grills
- Additional shelves
- Lockable interior compartments
- Custom engraved name/number plates
- Coat rods
- Locks

STEP 5: Submit for Price Quotation

E-mail, fax or mail your custom designer locker information and quantities from steps 1 through 4 to:

E-mail: customlockers@lockers.com
Fax: 1.800.562.5399

Mail: **Salsbury Industries**
Attn: Estimating Department
18300 Central Avenue
Carson, CA 90746-4008

WE WILL REVIEW THE DETAILS AND PROVIDE A PRICE QUOTATION AND LAYOUT!

DESIGN ASSISTANCE

Our design engineers are available to architects, specification writers and individuals involved in the design of locker facilities. Our custom designer lockers are custom built for colleges and schools, country clubs, fitness centers, spas and recreational facilities. Submit required layout and options for design assistance and a price quotation!

See more
custom designer locker samples at:
www.lockers.com/customdesignerlockers